

# Digital Desk

## User manual v1.0

Thank you for choosing the product of Digital Desk. Before you start usage of this device, please read this user manual to become familiar with its functions and features. Please keep this manual for future usage as well. This user manual can help you to find a solution for some of your problems. The newest version of this manual is available for free on the Internet site [www.elcom.eu](http://www.elcom.eu), in SUPPORT section.

### DESCRIPTION OF DIGITAL DESK DEVICE

- an innovative computer with touch screen panel, Antiglare layer, NFC reader and standard card reader, signature area created for biometric signature scanning,
- a simple zooming, rotation, scrolling of pictures and texts with multi touch panel,
- device designed for a modern customer center,
- device can rotate about its own axes in the range of 0-180°,
- to rotate, you just need to move it by hand to one side or another,
- it provides an electronic identification of a person, biometric signature and objective, sophisticated verification of this signature,
- by pulling out the touch-pen, the position of the Digital Desk would lock for more comfortable realization of an electronic signature,
- it provides complete computerization of processes and business cases what leads to significant savings,
- it accelerates client services, provide greater comfort and discretion,
- it allows presentation of advertisements and news of an institution- texts, documents, videos

### SIGNATURE AREA

- an offer of institution is available online,
- an offer selection can be provided by natural touch of a finger,
- a simple zooming, rotation, scrolling of pictures and texts with double touch- "Dual Touch",
- touch screen and signature area work independently,
- document signing with an electronic pen (battery-free),
- a signature can be verified by sophisticated software not by an employee of an institution, which provides accurate identification and verification of client, what reduce errors and accelerates processes
- Do not upgrade to newest drivers!!! This is the last functional version released.  
Problems with freezing and stability may occur!!! (Driver: 15.38.6.64.4299 (64-bit))

### MEANING OF LED IDENTIFICATION DIODE

	<b>Green</b>	<b>Red</b>
Off	Power Off	Card is not attached
Flashing	Stand by mode	Card is attached
On	Power On	-

## IMPORTANT NOTIFICATIONS

Please pay attention to the following notifications. They could help you to avoid a possible damages of the device and potential injury, that might occur during wrong usage. Devices that have been damaged by disobeying of processes stated in this notification are excluded from the warranty of the product, because of an incorrect handling of the product.

- The device must be under permanent supervision while "ON" or in "STAND BY" mode until it is turned "OFF" by the central switch and disconnected from the electrical system.
- Install the product on place, where it would not be exposed to direct sunlight, sudden changes of the temperature (below 0°C and over 40°C) and high humidity. Installation on this kind of place may cause damage or destruction of a cover and electronic components.  
In case of a relocation of the product to the environment with different temperature, do not turn on the device for at least 30 minutes.
- When manipulating with the device, do not lift the upper part, but the bottom.
- Do not insert anything but card to the card reader openings.
- Do not apply undue pressure to the tip of the touch-pen. Damage of the touch-pen tip caused by inadequate pressure is excluded from the warranty of the product.
- The device cannot be operated by a person with wet hands. Penetration of liquids inside the device may cause damage.
- You can provide the cleaning of the product surface with dry and soft cloth. Do not use aggressive detergents or any paper towels. Usage of improper detergents can cause damage of the product. Device must not be cleaned under running water or by immersion.
- If the device does not work properly, contact your authorized service technician. Do not try to mend or fix it by yourself. Do not disassemble the product !
- For power supply of the product always use only the included adapter or source that is recommended exclusively by authorized seller. The use of an another source might lead to the damage of the source or the product. Firstly, connect the power cable to your device, only then, you can connect it to the electrical system!
- Note: Adapter is intended for interior usage only !
- Using of sharp objects to control the touch screen panel may cause serious damage or destruction.
- Some electric devices that produce signal interference, connected to the same power circuit may cause an equipment malfunction. In that case, use special chokes system recommended by the producer.
- In case you plan not to use the device, disconnect the device from electrical system by unplugging of the power cable from a socket. Do not leave an enabled device unattended! To complete disconnection from the electrical system, remove the power plug.
- The producer is not responsible for any potential damages caused by different usage and manipulation with the device than stated in this manual.
- The guarantee expires by the termination of the warranty period, by an unauthorized interference to the device (seals breaking) or by damaging device with natural disaster, failure in the electric supply network etc.




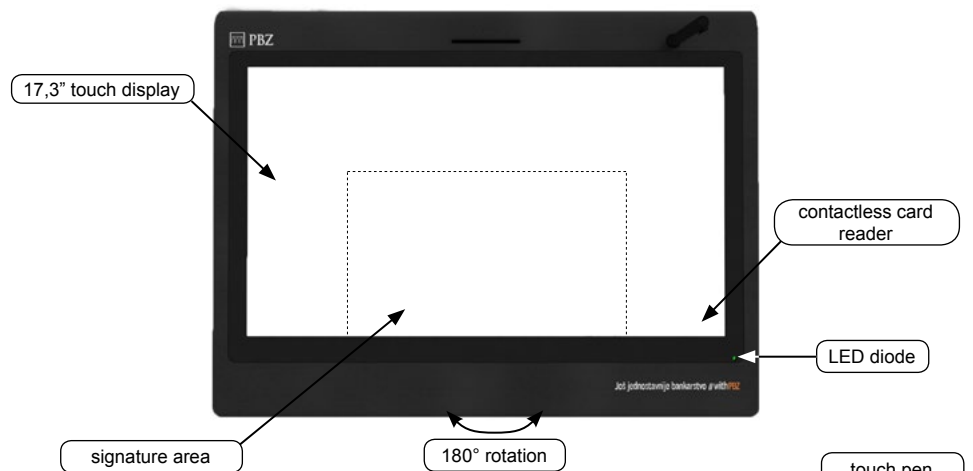


A symbol (crossed trash bin) placed on the product or on its cover indicates that product must not be placed into the municipal waste after the end of it lifespan, but should be handed over to a collection point dedicated to the collection of used electric and electronic appliances. By proper disposal of this product, you can help to preserve natural resources and help with preventing the negative effects on the environment and human health.

## Content of the pack

1. DIGITAL DESK
2. POWER CABLE AND ADAPTER
3. TOUCH-PEN
4. CONNECTOR HOLDER
5. USER MANUAL

## DESCRIPTION OF DEVICE



## TECHNICAL PARAMETERS

Procesor	Intel Braswell SoC Procesor
Ram	4GB DDR3L
Hard disk	HDD 500GB
Interface	2 x USB 2.0
	1 x USB 3.0
	1 x PC LAN (RJ45)
	1 x Omnikey 3121
	1 x Omnikey 5021 CL
Cooling	pasívne, bezventilátorové
Display type	PCAP Multitouch
Diagonal	17,3" INCH
Backlight	LED
Resolution	FHD 1920 x 1080 px
Aspect ratio	16:9
Luminous intensity	300 Cd/m <sup>2</sup>
Angle of view (horizontal/vertical)	178°
Angle of view (left/right)	178°
Technology	IPS Panel
Pen	Battery-free
LPI	2540
Levels of pressure	1024
Dimension (L x W x H)	330 x 440 x 95 (with pen), 330 x 440 x 200 (with pen) mm
Relative humidity	5 % ~ 95 %, (no condensation)
Operating temperature	0°C až +40°C
Storage temperature	-10°C až 70°C
Compatible with OS	Windows 7 (recommended)